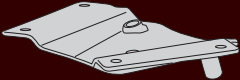










SR7051M - KR7051M

PORTAPACCO SPECIFICO - SPECIFIC HOLDER - PORTE-PAQUET SPÉCIFIQUE - SPEZIFISCHER TRÄGER - PORTA-EQUIPAJE ESPECÍFICO

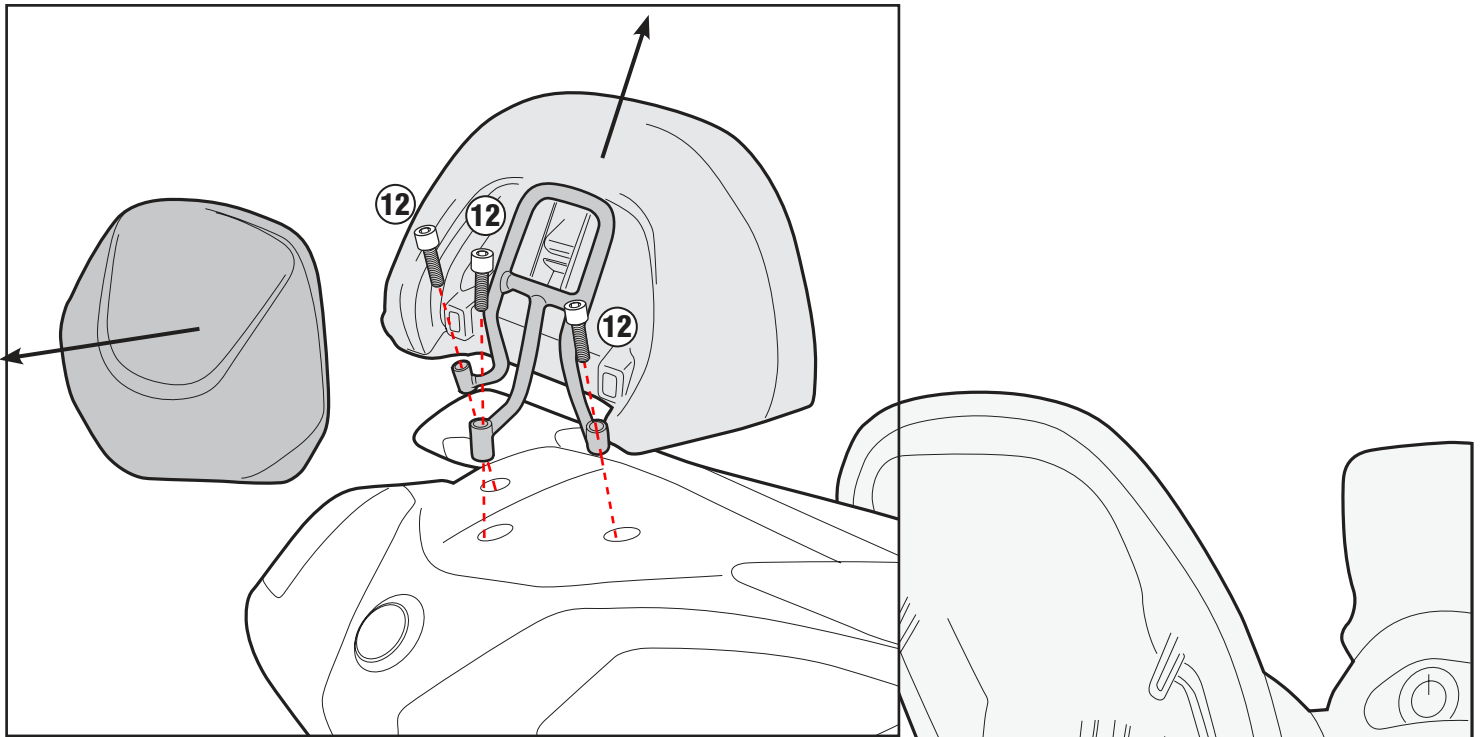
SYM MAXSYM 400cc (2011)

| N° | Descrizione | Caratteristiche | Codice | Quantità | |
|----|---|-------------------|--------|----------|---|
| 1 | Supporto - Support - Support Halterung - Soporte | - | GL2021 | 1 |  |
| 2 | Plastra - Plate Platine - Platte Parrilla | - | M5M | 1 |  |
| 3 | Vite - Screw Vis - Schraube Tornillo | TBEI M8x45 | - | 3 |  |
| 4 | Vite - Screw Vis - Schraube Tornillo | TCEI M6x25 | - | 4 |  |
| 5 | Distanziale - Spacer Entretoise - Distanzstueck Distanciador | Ø18x25 loro 8.5mm | V632 | 1 |  |
| 6 | Distanziale - Spacer Entretoise - Distanzstueck Distanciador | - | V751 | 2 |  |
| 7 | Rondella - Washer Rondelle - Scheibe Arandela | Ø6 | - | 4 |  |
| 8 | Rondella - Washer Rondelle - Scheibe Arandela | Ø6x18 | - | 4 |  |
| 9 | Rondella - Washer Rondelle - Scheibe Arandela | Ø8x14 | - | 3 |  |
| 10 | Copriforo - Bolt Cap Cache Trou - Stoplock Tapa Agujero | - | Z621 | 6 |  |
| 11 | Dado - Bolt - Ecroû Mutter - Tuerca | Auto Bloccante M6 | - | 4 |  |
| 12 | Componenti originali - Original parts Parties originales - Original bauteile Componentes originales | - | - | - | |

SR7051M - KR7051M

PORTAPACCO SPECIFICO - SPECIFIC HOLDER - PORTE-PAQUET SPÉCIFIQUE - SPEZIFISCHER TRÄGER - PORTA-EQUIPAJE ESPECÍFICO

SYM MAXSYM 400cc (2011)



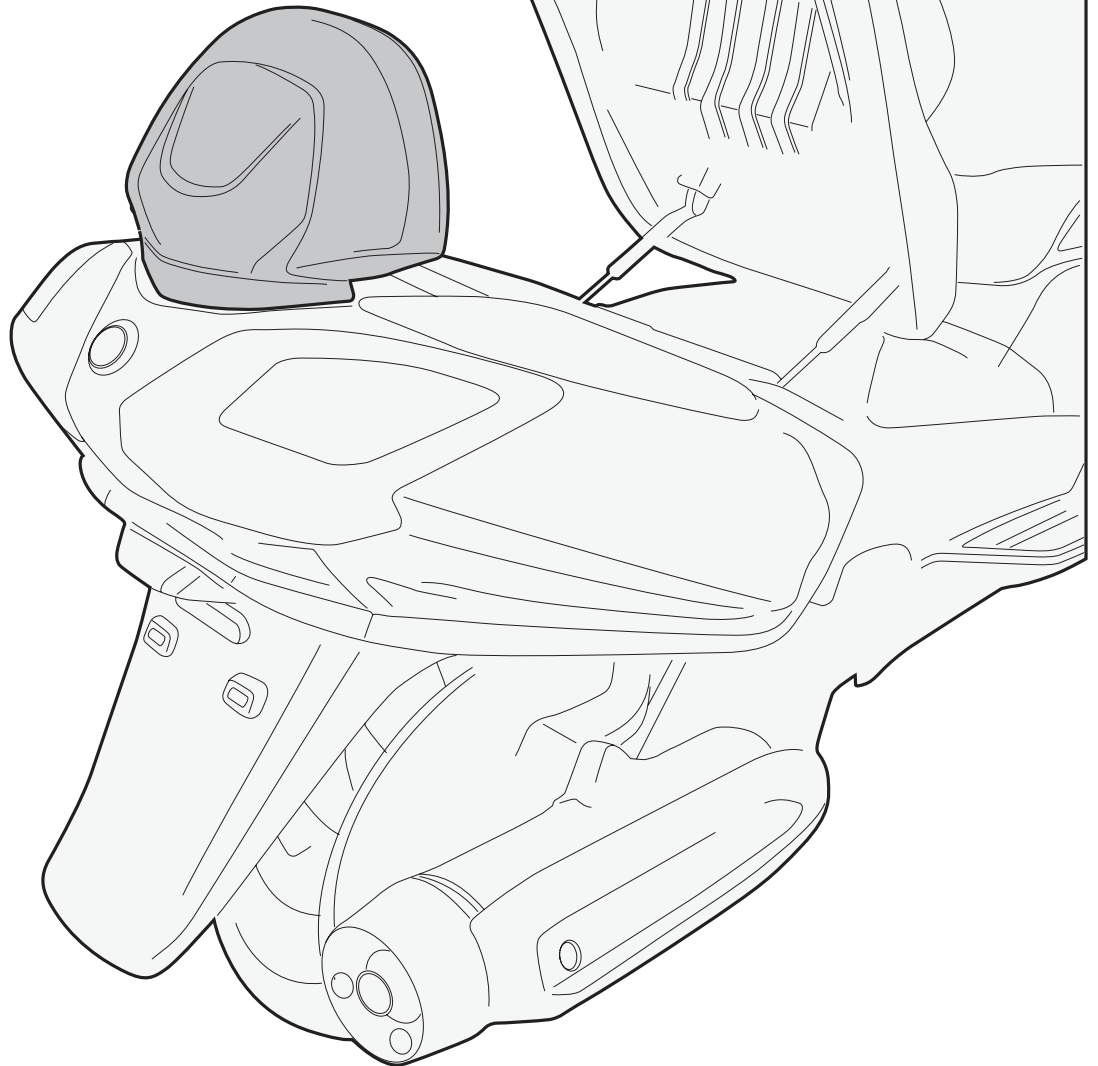
TOGLIERE

REMOVE

ENLEVER

ENTFERNEN

QUITAR



SR7051M - KR7051M

PORTAPACCO SPECIFICO - SPECIFIC HOLDER - PORTE-PAQUET SPÉCIFIQUE - SPEZIFISCHER TRÄGER - PORTA-EQUIPAJE ESPECÍFICO

SYM MAXSYM 400cc (2011)

